

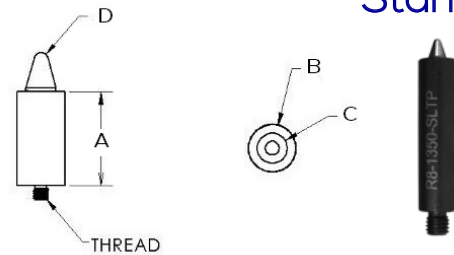
Part Number	Thread	A	B	C	D
R4-65-PSO	M4	6 mm	5 mm	2 mm	3.8 mm
R4-610-PSO	M4	6 mm	10 mm	2 mm	3.8 mm
R4-625-PSO	M4	6 mm	25 mm	2 mm	3.8 mm
R4-95-PSO	M4	9 mm	5 mm	2 mm	3.8 mm
R4-910-PSO	M4	9 mm	10 mm	2 mm	3.8 mm
R4-925-PSO	M4	9 mm	25 mm	2 mm	3.8 mm
R4-125-PSO	M4	12 mm	5 mm	2 mm	3.8 mm
R4-1210-PSO	M4	12 mm	10 mm	2 mm	3.8 mm
R4-1225-PSO	M4	12 mm	25 mm	2 mm	3.8 mm

Pin Standoffs Continued



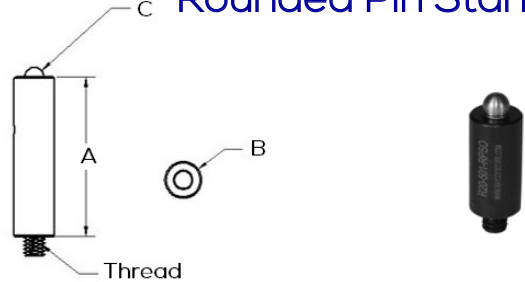
Part Number	Thread	A	B	C	D
R20-502-SLTP	1/4-20	2"	0.50" Dia.	0.250" Dia.	0.045" Rad.
R20-752-SLTP	1/4-20	2"	0.75" Dia.	0.375" Dia.	0.125" Rad.
R8-1350-SLTP	M8	50 mm	13 mm Dia.	6 mm Dia.	1 mm Rad.
R8-1950-SLTP	M8	50 mm	19 mm Dia.	9 mm Dia.	3mm Rad.
R6-1350-SLTP	M6	50 mm	13 mm Dia.	9 mm Dia.	3mm Rad.
R6-1950-SLTP	M6	50 mm	19 mm Dia.	16 mm Dia.	6mm Rad.

Spring Loaded Tapered Pin Standoffs



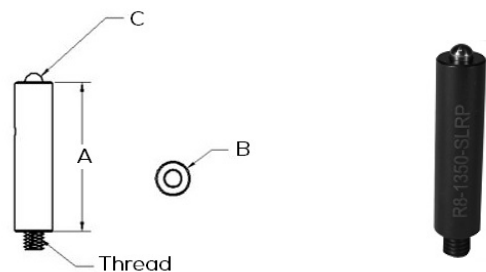
Part Number	Thread	A	B	C
R20-5075-RPSO	1/4-20	0.75"	0.50" Dia.	0.250" Dia.
R20-501-RPSO	1/4-20	1"	0.50" Dia.	0.250" Dia.
R8-1320-RPSO	M8	20 mm	13 mm Dia.	6.3 mm Dia.
R8-1325-RPSO	M8	25 mm	13 mm Dia.	6.3mm Dia.
R6-1320-RPSO	M6	20 mm	13 mm Dia.	6.3 mm Dia.
R6-1325-RPSO	M6	25 mm	13 mm Dia.	6.3 mm Dia.

Rounded Pin Standoffs



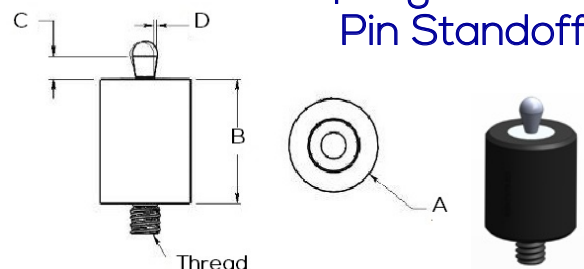
Part Number	Thread	A	B	C
R20-502-SLRP	1/4-20	2"	0.50" Dia.	0.250" Dia.
R20-752-SLRP	1/4-20	2"	0.75" Dia.	0.375" Dia.
R8-1350-SLRP	M8	50 mm	13 mm Dia.	6.3 mm Dia.
R8-1950-SLRP	M8	50 mm	19 mm Dia.	9.5 mm Dia.
R6-1350-SLRP	M6	50 mm	13 mm Dia.	6.3 mm Dia.
R6-1950-SLRP	M6	50 mm	19 mm Dia.	9.5 mm Dia.

Spring Loaded Rounded Pin Standoffs



Part Number	Thread	A	B	C	D
R20-5050-SPS	1/4-20	0.50"	0.50"	0.069"	0.008"
R20-751-SPS	1/4-20	0.75"	1"	0.168"	0.027"
R8-1925-SPS	M8	19 mm	25 mm	4.3 mm	0.7 mm
R6-1310-SPS	M6	13 mm	10 mm	1.8 mm	0.2 mm
R6-1925-SPS	M6	19 mm	25 mm	4.3 mm	0.2 mm
R4-1210-SPS	M4	12 mm	10 mm	1.8 mm	0.2 mm

Spring Locating Pin Standoffs



*Optional pin material and side forces available