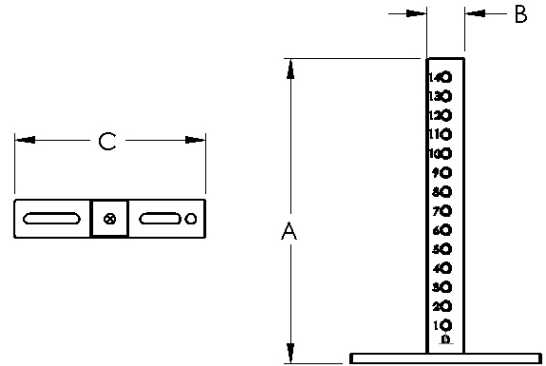


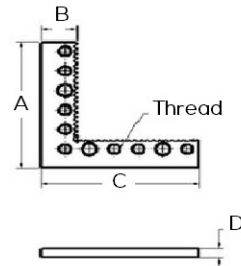
Part Number	Thread	A	B	C
R20-16-MT4	1/4-20	6"	1" sq.	5"
R20-112-MT4	1/4-20	12"	1" sq.	5"
R20-1512-MT4	1/4-20	12"	1.5" sq.	6"
R20-1518-MT4	1/4-20	18"	1.5" sq.	6"
R20-224-MT4	1/4-20	24"	2" sq.	6"
R20-230-MT4	1/4-20	30"	2" sq.	6"
R8-25150-MT4	M8	150 mm	25 mm sq.	127 mm
R8-25300-MT4	M8	300 mm	25 mm sq.	127 mm
R8-38300-MT4	M8	300 mm	38 mm sq.	152.4 mm
R8-38450-MT4	M8	450 mm	38 mm sq.	152.4 mm
R8-50600-MT4	M8	600 mm	50 mm sq.	152.4 mm
R8-50750-MT4	M8	750 mm	50 mm sq.	152.4 mm
R6-25150-MT4	M6	150 mm	25 mm sq.	127 mm
R6-25300-MT4	M6	300 mm	25 mm sq.	127 mm

Mini Towers

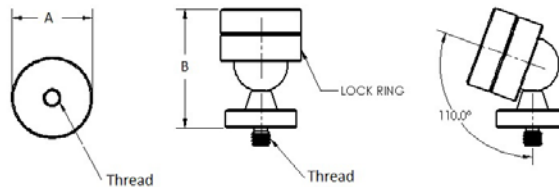


Part Number	Thread	A	B	C	D
R20-MCV	1/4-20	1.75"	0.5"	1.75"	0.25"
R20-CV	1/4-20	3.25"	0.75"	3.25"	0.25"
R8-MCV	M8	50 mm	19 mm	50 mm	9.5 mm
R8-CV	M8	82.5 mm	19 mm	82.5 mm	9.5 mm
R6-MCV	M6	44.43 mm	12.7 mm	44.43 mm	6.30 mm
R6-CV	M6	75.2 mm	19 mm	75.2 mm	6.30 mm
R4-MCV	M4	30 mm	10 mm	30 mm	5 mm
R4-CV	M4	50 mm	10 mm	50 mm	5 mm

Corner Viewer



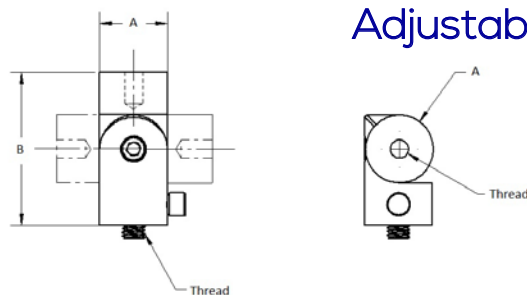
Part Number	Thread	A	B
R20-PJ	1/4-20	1125"	150"
R8-PJ	M8	28.60 mm	38.1 mm
R6-PJ	M6	28.60 mm	38.1 mm



Pivot Joints



Part Number	Thread	A	B
R20-APJ	1/4-20	0.75"	1.70"
R8-APJ	M8	19 mm	43.2 mm
R6-APJ	M6	19 mm	43.2 mm



Adjustable Pivot Joints

